



Do not throw the appliance away with the normal household waste at the end of its life, but hand it in at an official collection point for recycling. By doing this you will help to preserve the environment.

## 1.0 Safety Instructions

Put the Device always on a stable and straight Surface. In case of falling, the Device can be damaged.

Don't place the Device into direct Sunlight or in Places with high Temperature. This can damage it or shorten his average useful Life.

Don't place the Device in the near of Heat Sources, like Radiators or other heat producing Devices.

Don't expose the Device to Rain, Water, Wetness or high Humidity.

Don't place it in the Bathroom or the Kitchen in the near of a Sink. Avoid the direct Contact with Water.

Don't try to open the Device.

### **Congratulations on the purchase of the HD0004!**

Read the instructions and warning references in this operating instructions carefully, before you use the product for the first time. During neglect it can come to damages of the equipment.


## 2.0 Instruction

Thank you for purchasing this HD0004 Mini HDMI Switch 5 to 1. For optimum performance and safety, please read these instructions carefully before connecting, operating or adjusting this product. Please keep this manual for future reference.

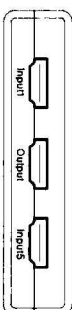
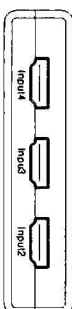
This is a kind of high performance MINI HDMI Switch. This kind of HDMI Amplifier Switch not only has the key-press-switching function, but also has the IR remote control and intelligent function. That is to say, as soon as the power supply of the source equipment is switched, this switch will respond automatically. In addition, it is equipped with standard IR extender receiver and remote control for safe and convenient use.

This kind of HDMI Amplifier Switch routes high definition video (in multiple resolutions up to 1080p) and digital audio from any one of the several sources to display units. All inputs accommodate the connections of the high definition video sources simultaneously, compatible well for HD-DVD, SKY-STB, PS3, Xbox360etc. The output sends the high definition audio/video signals to a high definition display.

### 2.1 Product



#### • Panel Descriptions



### 2.2 Intelligent Function

1) When supplied with power, this switch will select the power-on source device depending on the sequence automatically (input1>input2>input3>input4>input5)

2) Once the source device is turned on or plugged in (should stay power-on mode), the switch HD0004 will automatically select this source.

3) Once the source device is turned off or plugged out, the switch HD0004 will automatically select the next power-on source depending on the sequence automatically (input1>input2>input3>input4>input5 )

#### **Note:**

1) When the source devices are on the stand-by mode, its power supply should be turned off, otherwise this switch can not meet intelligent function.

2) When plugged in or out, this switch is completely intelligent.

### 2.3 Features

- Supports 12-bit Deep Color
- Supports Full 1080p
- Multifunctional on switching : intelligent or mechanical
- Supports with HDMI High Speed
- High performance up to 2.5Gbps
- Maintains high resolution video - beautiful, sharp HDTV resolutions up to 1080p, 2k, 1440p graphics and computer resolutions up to 1920 x 1200 are easily achieved
- Included IR extender receiver and IR remote
- With external Power adapter

## 2.4 Specifications

Signal Inputs/Output	
Input Video Signal	0.5-1.0 volts p-p
Input DDC Signal	5 volts p-p (TTL)
Maximum Single Link Range	1920x1200, 1080P
Output Video	HDMI High Speed + HDCP1.0/1.1
Video format supported	
VGA	640x480, 800x600, 1024x768, 1920x1200
DTV/HD TV	480i/576i/480p/576p/720p/1080i/1080p
Digital Signal I/O	
HDMI Compliance	HDMI High Speed
Operating Frequency	
Frequency	Up to 250MHz
Vertical Frequency Range	60Hz
Video Amplifier Bandwidth	2.5Gbps/250MHz
Resolutions(HDTV)	
Interlaced(50&60Hz)	480i, 576i, 1080i
Progressive(50&60Hz)	480p, 576p, 720p, 1080p
Mechanical	
Size(L-W-H)	80x58x18mm
Weight(Net)	55g
Warranty	
Limited Warranty	1 Year Parts and Labor
Environmental	
Operating Temperature	0°C to +70°C
Operating Humidity	10% to 85 % RH (no condensation)
Storage Temperature	-10°C to +80°C
Storage Humidity	5% to 90 % RH (no condensation)
Power Requirement	
External Power Supply	5V DC@2A
Regulatory Approvals	
Unit	CE
Power Supply	CE
Accessories Adapter	
AC Power Adapter	US standard, UK standard and so on
IR extender receiver	
IR remote	
User Manual	English Version

**Note:** Specifications are subject to change without notice.

## 2.5 Package Contents

- 1 x HD0004 Main unit.
- 1 x Remote control
- 1 x IR extender receiver
- 1 x User Manual
- 1 x Power Adapter

## 3.0 Connection and Operation

- 1) Connect the HDMI input source into the HDMI switch HD0004. (Input cables are optional). Please refer to connection diagram section.
- 2) Insert the DC side of 5V power supply into the HDMI switch and then connect the AC side of the power supply into the wall outlet.
- 3) Turn on the power.

**Note:** Please connect and remove the cables with appropriate care.

### Connection Diagram



## 4.0 Trouble Shooting

If the equipment did not work with the functions, examine whether all devices and cables are correctly attached and connected. Further problem recovers find you in the following table.

No Display	Are the power on and the cable correctly attached?
No Sound	1. Check the volume of the connected device. 2. Turn off the connected HDMI device (DVD, PS3, etc.) and then turn on again. If still no sound will be heard, then: 3. Repeat step 2, some devices without HDMI ATC certification show this peculiarity.
Remote Control does not function	Change the batteries of the remote Control.

**Warning:** Please don't open the HDMI Box by yourself. By opening of the HDMI SWITCH box will cause the warranty expired.

### 4.1 Non-HDCP compliant devices

When an HDMI device is not working properly, make sure that the device is able to decode HDCP copy protection. If the device is not HDCP capable, a proper connection is not possible.



The CE mark, confirmed that this product meets the main requirements of the Directive 2004/108/EC and 2006/95/EC of the European Parliament and the Council of Europe concerning telecommunications and terminals regarding the Safety and health of users and of electro-magnetic interference compliance. The CE has been demonstrated. These statements are deposited by the manufacturer.